

Internet Skills: Exercise 2

The invention of the Internet has changed the way people all over the world find information. Instead of using books, dictionaries, phone books, and maps, people often use the Internet to find the information they need.

But finding the right information on the Internet can sometimes be difficult. If you know the address of the website you want to see, you can type the website address. For example, www.eflnet.com/grammar is one of my favorite websites for practicing English grammar.

But what if you don't know the website address for the information you need? For example, what if you want to find a recipe for West African peanut soup? You should use a **search engine**. A search engine is a special kind of website that can help you find the information you need.


In this exercise you will learn about a few of the many search engines you can use to find information. Before you begin, answer the questions below by circling true or false. When you are finished, ask a teacher to check your work. Your teacher will sign in the box below.

- | | | |
|--|------|-------|
| 1. There are only 4 search engines. | True | False |
| 2. Search engines help you find information. | True | False |
| 3. A search engine is useful if you know the website address. | True | False |
| 4. A search engine is useful if you <i>don't</i> know the website address. | True | False |
| 5. A search engine is a website. | True | False |
| 6. A search engine is part of the Internet. | True | False |
| 7. A search engine is a software program that you buy. | True | False |

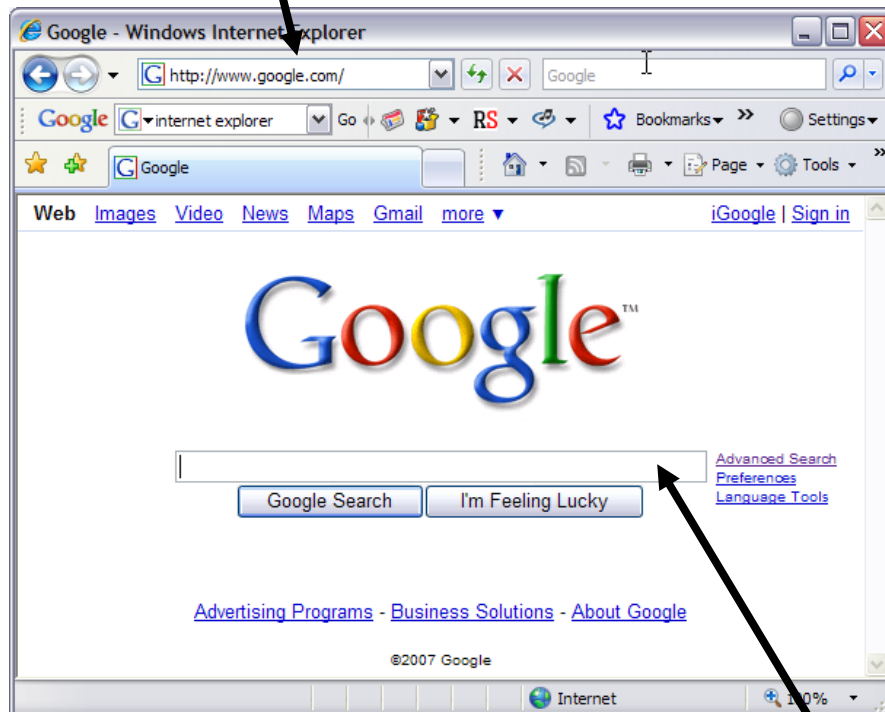
□



1. **Double-Click** on **INTERNET EXPLORER**.



2. **Click** on the website address.



3. **Press** the **DELETE** key.

4. **Type** this website address: **www.google.com**

5. **Press** **ENTER**.

6. Google.com is a search engine. It can help you find information. **Look** for the search box. **Click** in the search box.

7. The search box is where you type **keywords**. Do not type websites addresses in the search box. **Keywords** are words that describe what you are looking for. The search engine will search millions of websites to find those words. In the search box **type** *West African peanut soup*.

8. **Press** **ENTER**.

9. What you see is a list of websites that have the words *West African peanut soup*. The blue part is a link to a website. Below the link are a few lines from the website. **Click** on the first link in the list.

10. **Scroll down**. Do you see a recipe for soup? _____

11. **Click** on the **BACK** button.

12. **Click** on the second link in the list. Do you see a recipe for soup? _____

13. **Click** on the **BACK** button.

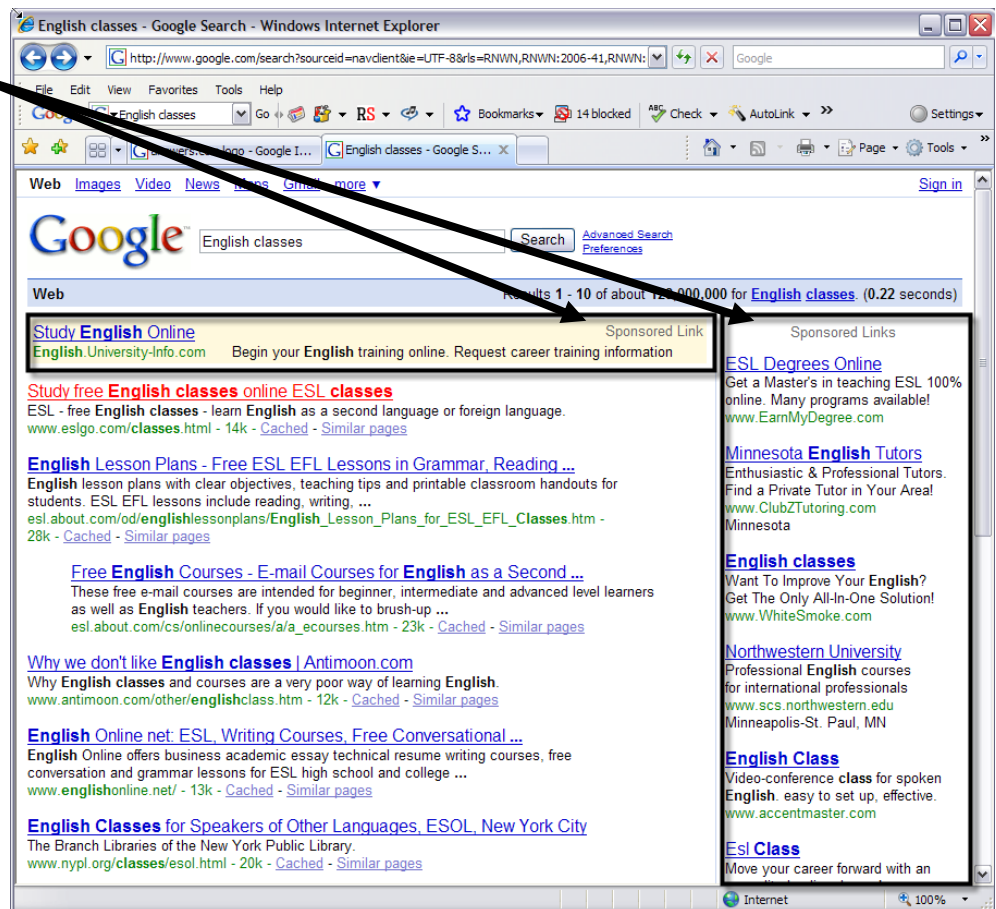
14. **Click** on the third link in the list. Do you see a recipe for soup? _____
15. Sometimes you will find the information you want on the first webpage you open. Sometimes you will have to open many webpages before you find the information you want. And sometimes you will need to change your search to find the information you want. For example, you need to find a recipe for peanut soup that also has chicken. Go to www.google.com.
16. **Click** in the search box. **Type** *West African peanut soup chicken*.
17. **Press ENTER**.
18. **Click** on each link until you find a recipe for peanut soup that includes chicken. **Print** that page and add it to these worksheets.
19. Go to www.google.com
20. Now you will look for information about English classes. **Click** in the search box. **Type** *English classes*.
21. **Press ENTER**.

22. **Look** for the words **Sponsored Links**.
23. The webpages listed in this part of the screen are like advertisements.

These websites pay to put their address at the top of the page.

Usually, you should skip these links and choose the links that are not in the sponsored links section.

24. **Print** this page. (Click on **FILE**, **PRINT**, **OK**.)



25. **Circle** all the sponsored links on your printed page and add the sheet to your pile.

26. Sometimes you need to be very specific when you're searching for information on the Internet. For example, when you type *English Classes* the search engine will give you websites about English classes all over the world and many of which are online classes, not classes with a teacher. **Click** in the search box at the top of the page.

27. **Type** *free English classes Chicago Heights Illinois* (if you live in a different city, type the name of your city).

28. **Click** on the webpage links. **Find** a webpage with information about free English classes. The page must include the location and schedule of the classes.

29. **Print** this page.

30. Google is just one search engine. There are many different search engines. **Go to:**
www.yahoo.com

31. **Find** the search box. **Click** in the search box.

32. This is David. He wants to go to a movie in Homewood, IL this Saturday. He needs to know the name of the movie, the location, and the time. Circle the best keywords for this search.

- a). movie Illinois
- b). theaters in Homewood, IL
- c). movie theaters Homewood
- d). Saturday movies



33. **Type** the keywords you circled in the search box. **Press ENTER.**

34. **Look** for a webpage that will be useful for David. When you open a webpage, you may need to click on several links to find the right information. Remember he needs to know...

- the name of the movie
- the location
- the time

35. When you find a webpage that will help David, **Print** that page, and add it to your pile.

36. This is Emily. She is writing a report for school. She wants to know what panda bears eat. **Go to:**
www.ask.com

37. This search engine is very good at finding the answers to specific questions. **Click** in the search box. **Type** *What do panda bears eat?*

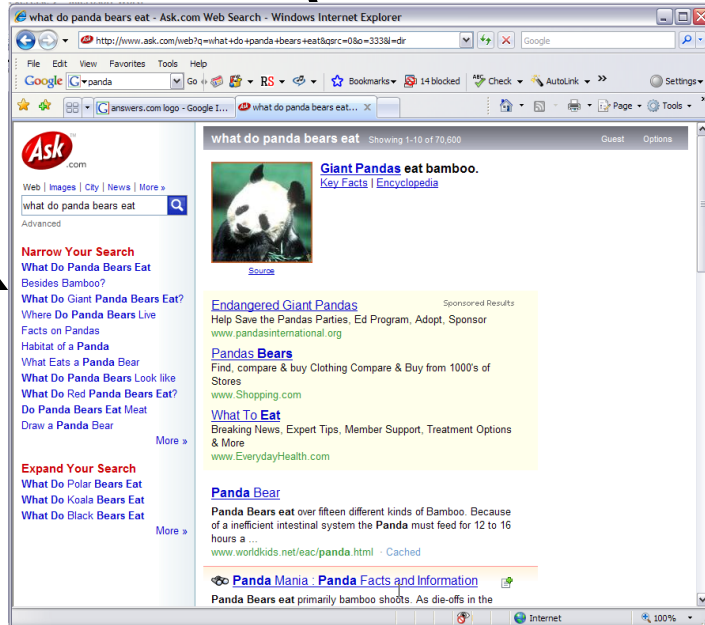


38. The answer should be at the top of the page. If not, click on one of the links to find the answer.

Write the answer here: _____

39. **Look** for the words *sponsored results*. How many sponsored links are on this page?

40. This search engine also helps you find other information related to your search. **Look** at the topics on the left side. **Click** on one of these topics.




41. This is Berdina. She is from Germany. She wants to find a website with news in German. **Go to: www.altavista.com**

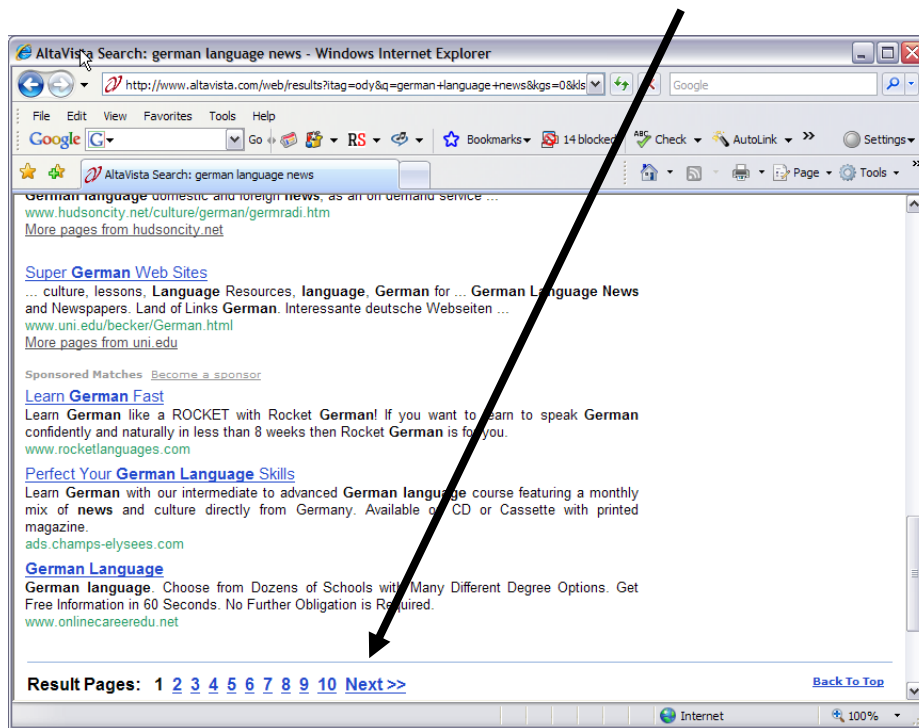
42. **Click** in the search box. **Type** *German language news*.

43. **Press ENTER.**

44. **Look** for the words *sponsored matches*. How many sponsored links are on this page? _____



45. **Scroll down.** There are many pages of websites. **Click on NEXT** to go to the next page of results.

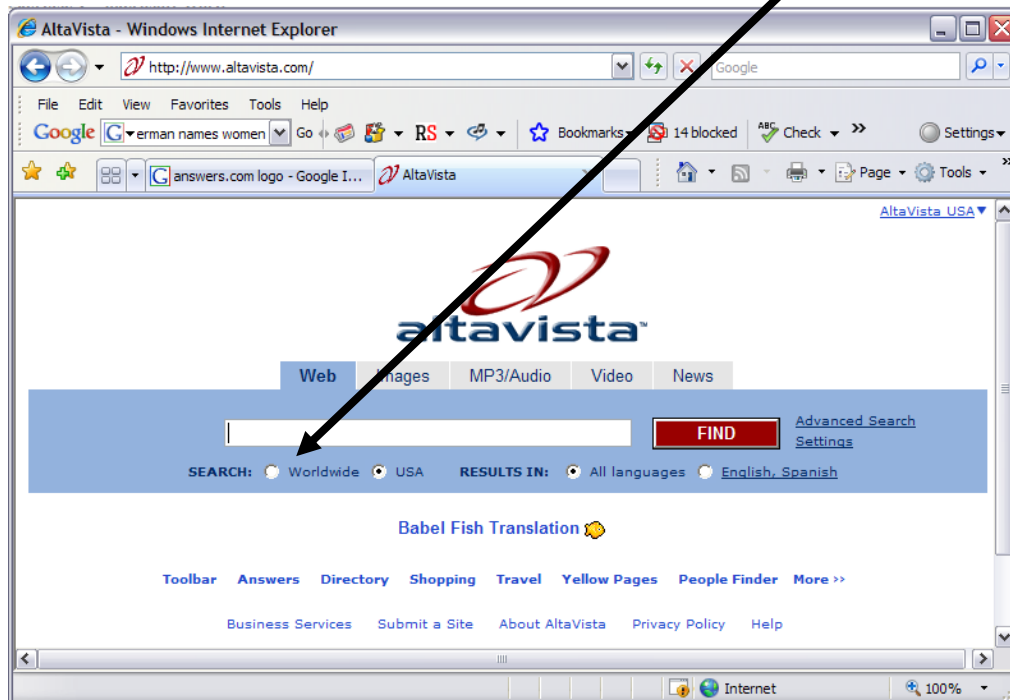


46. **Click** on the links to find a webpage that will help Berdina.

47. When you find a webpage with news in German, **Print** that page, and add it to your pile.

□

48. Now you will find news in your first language. **Go to: www.altavista.com**
Click in the circle next to **worldwide**. Now you can search for pages from all over the world.



49. **Search** for news in your first language. If you can't find anything, try using a keyword in your first language. For example, in French the word for news is *nouvelles*. If you want to find news in French, you could search for *nouvelles*.
50. When you find a webpage that has news in your first language, **Print** the page, and add it to your pile. You are now finished with this exercise. Keep your pages together you may want to refer to them at a later date.

□